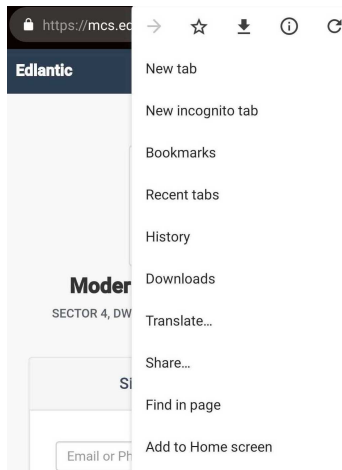


# Edlantic

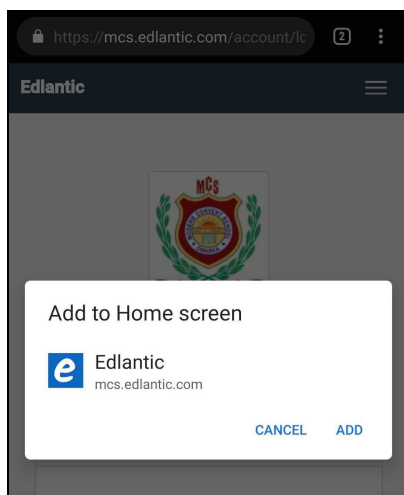


## Android

1. Open Google Chrome Browser app on your device.
2. Enter the url "[mcs.edlantic.com](https://mcs.edlantic.com)" in the address bar.
3. Click on browser options on the top right side of browser to view more options.



4. Tap on Add to Home Screen option. A pop up as shown will appear. Click Add.




5. Click on the app icon on the home screen and enter your credentials to log-in and start using the app.

# Edlantic

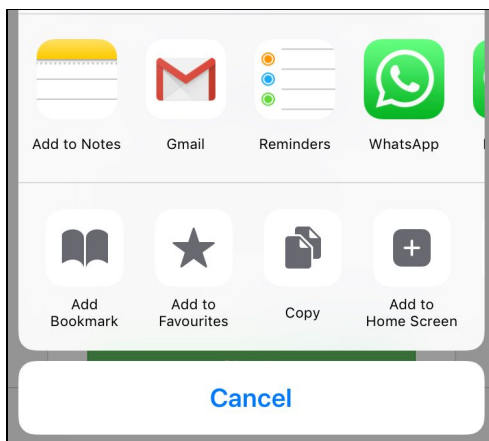


## iOS

1. Open Safari browser app on your iOS device.
2. Enter the url "[mcs.edlantic.com](https://mcs.edlantic.com)" in the address bar.
3. Tap the Share button at the browser options (left most in the image below).



4. From the options tap the Add to Homescreen option and click Add on next page.



5. You can notice an icon of Edlantic added to your device homescreen instantly.
6. Tap the icon from homescreen and enter your credentials to log-in and start using the app.