

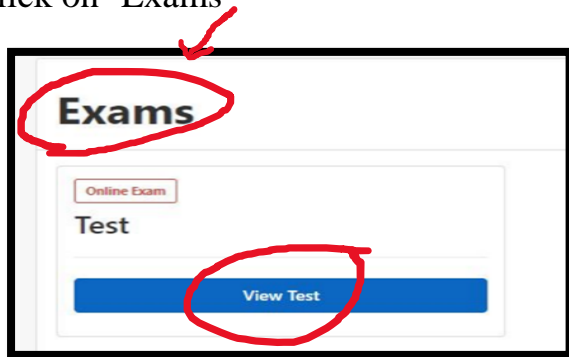
MODERN CONVENT SCHOOL
Sector-4, Dwarka New Delhi-110078
Date sheet and Syllabus (Class VII)
Half Yearly Exam (2020-21)

DATE	DAY	SUBJECT	SYLLABUS
15.09.2020	Tuesday	Science	Ch -4 Heat. Ch-5 Acids, Bases and Salts. Ch-6 Physical and Chemical Changes
18.09.2020	Friday	Hindi	वसंत - पाठ 6 रक्त और हमारा शरीर व्याकरण - पाठ 5 शब्द विचार (रचना और प्रयोग के आधार पर) अमृत संचय - पाठ 4 कौशल रचनात्मक लेखन - नारा लेखन
21.09.2020	Monday	Maths	Ch-4 Simple Equations Ch-5 Lines and Angles Ch-6 Triangle and its Properties
24.09.2020	Thursday	French	Lesson-0,1,2,3,
		Sanskrit	रुचिरा - पाठ 3, 5, व्याकरण- पाठ 2 संधि (दीर्घ, गुण), पाठ 9 उपसर्गः(केवल) रूप- अकारान्त पुल्लिङ्ग (जैसे बालक)
28.09.2020	Monday	Social. Sci	History: Ch- 2 New Kings and Kingdoms SPL: Ch-3 How the State Government Works Geography: Our Changing Earth
01.10.2020	Thursday	English	MCB: Ch-4 Kabuliwallah Ch-6 Around the World in Eighty Days GRAMMAR: Ch-4 Articles WRITING SECTION: Diary Entry

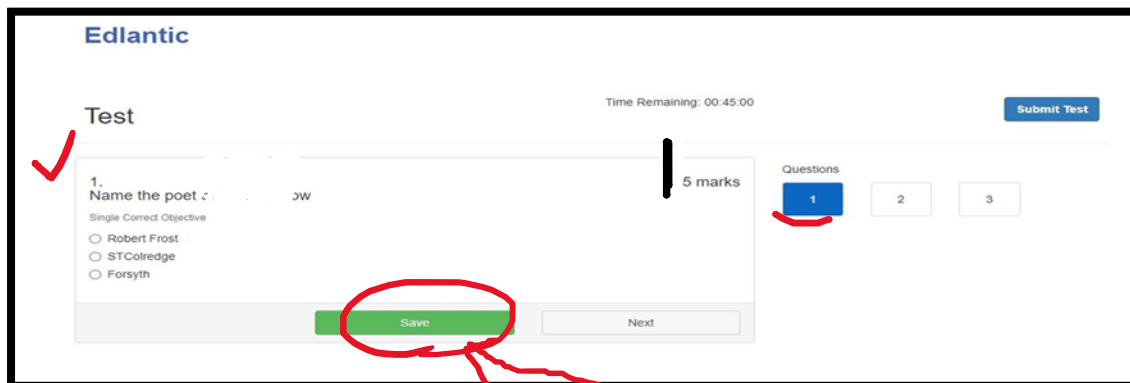
- There will be no online classes from 14th September to 3rd October 2020. However, 'Doubt Sessions' would be conducted during this period with prior information.
- Regular classes will start from 5th October 20, Monday.

INSTRUCTIONS FOR ATTEMPTING THE ONLINE EXAMS

1. The online assessment will be conducted through the Student Portal/ Edlantic app.
2. The student will use **mobile phone** to attempt the exam.
3. The assessment will be of **30 marks** and can be attempted at any convenient time by the students between **8 am to 8 pm** on the scheduled date. Please note that you will get **1 hour 30 minutes** to complete your assessment. Once you login it becomes mandatory to finish your exam within 1 hour 30 minutes from the time of login.
4. Sign in for the exam at least 5 minutes before the scheduled time.
5. After signing in, the Edlantic home page will appear.
6. Click on 'Exams'



7. The details of the scheduled test will be visible on the screen, click on 'View Test'
8. Read the instructions appearing on the screen carefully and then click 'Start Test' to begin attempting the paper.
9. One question will be appearing on the screen at a time.



10. Click on the option you want to choose and **click 'Save'**.

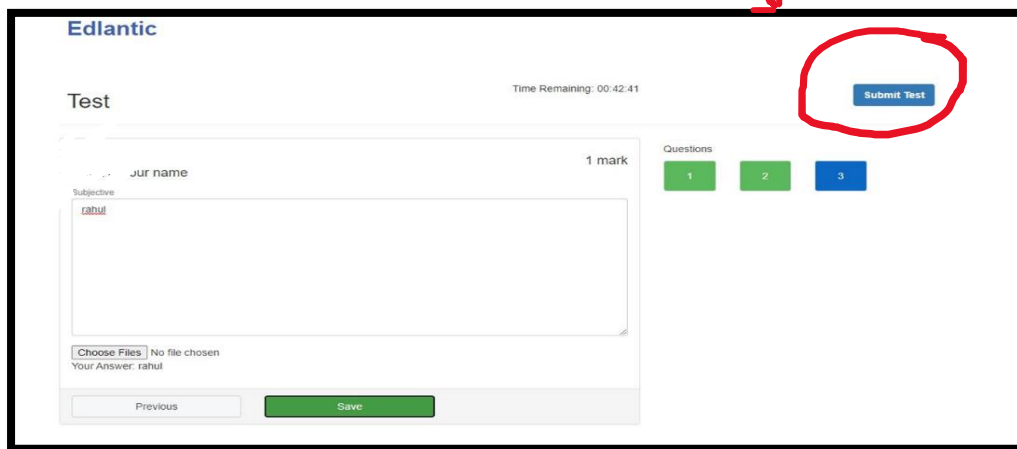
11. For **SUBJECTIVE QUESTIONS**, you are required to type your answer in the answer box. You may also be given the option of uploading the picture of your answer, in such cases write the answer neatly on a sheet along with your name and question number and upload it by clicking the option 'Choose Files'.

12. **Do save your answer before proceeding to the next question.**

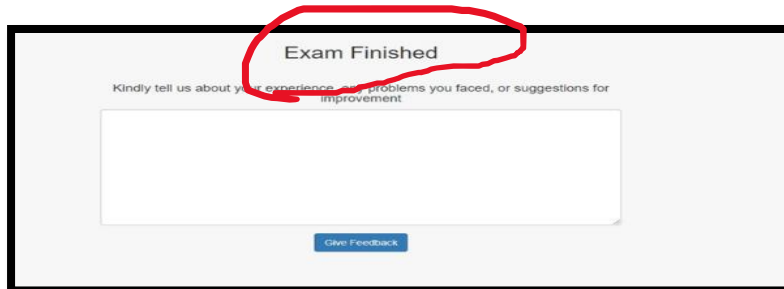
13. If you don't know the answer to a question, you can skip it and move to the next question, the skipped question can be attempted later within the time limit


14. You also have the option of changing your answers till you finally submit the test. Make sure that if you change your answer you have to **save it again** before submitting it.

15. After attempting the assessment **click on 'Submit Test'**.



16. The assessment will end at its scheduled time; make sure you submit the test before the timer ends.



 **NOTE** Revision tests for all the subjects will be posted on your Ids on **1st September 20**. You will be given access to attempt those from the date of posting till **10th September 2020**.