

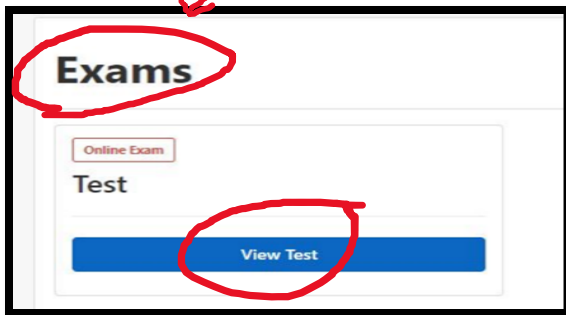
MODERN CONVENT SCHOOL
Sector-4, Dwarka New Delhi-110078
Date sheet and Syllabus (Class VIII)
Half Yearly Exam (2020-21)

DATE	DAY	SUBJECT	SYLLABUS
15.09.2020	Tuesday	Maths	Ch. 2 Linear equations in one variable. Ch. 3 Understanding Quadrilaterals. Ch. 5 Data Handling.
18.09.2020	Friday	English	MCB: Ch. 6 The Life of John Smith Poem- Listeners Grammar - Nonfinite verbs, Writing Section: Article writing
21.09.2020	Monday	Social Science	SPL: Ch.2 Secularism Geography: Ch.2 Land, soil, water and natural vegetation HISTORY: Ch. 5 When people rebel 1857
24.09.2020	Thursday	Hindi	वसंत : पाठ -6 भगवान के डाकिए पाठ -7 क्या निराश हुआ जाए व्याकरण : पाठ -4 शब्द विचार रचनात्मक लेखन - संदेश लेखन अमृत संचय - पाठ 4 गूदड़ साँई
28.09.2020	Monday	Science	Biology Ch.1 Crop production and management Physics Ch. 12 Friction Chemistry Ch. 4: Materials: Metals and non-metals
01.10.2020	Thursday	Sanskrit	रुचिरा - पाठ 2, 4 व्याकरण- पाठ 6 संख्या(1-50), कारक विभक्ति रूप- उकारांत पु., भूतकाल
		French	Lesson - 0,1,2,3

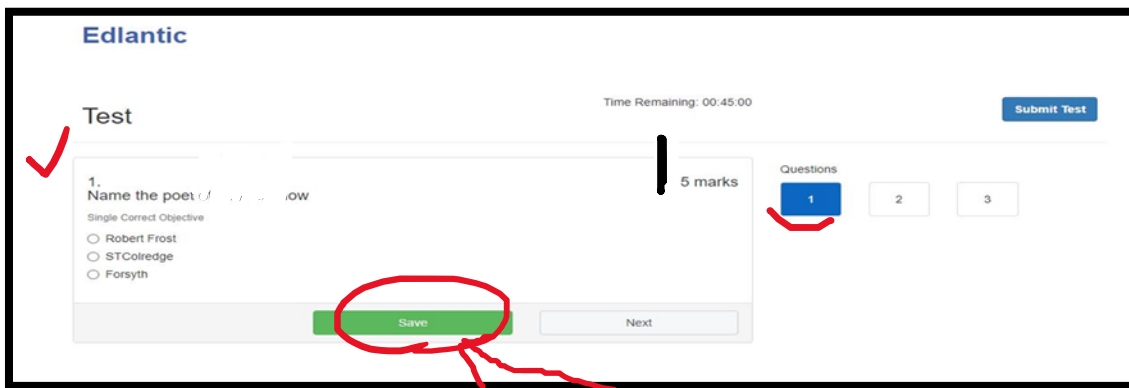
- There will be no online classes from 14th September to 3rd October 2020. However, 'Doubt Sessions' would be conducted during this period with prior information.
- Regular classes will start from 5th October 20, Monday.

INSTRUCTIONS FOR ATTEMPTING THE ONLINE EXAMS

1. The online assessment will be conducted through the Student Portal/ Edlantic app.
2. The student will use **mobile phone** to attempt the exam.
3. The assessment will be of **30 marks** and can be attempted at any convenient time by the students between **8 am to 8 pm** on the scheduled date. Please note that you will get **1 hour 30 minutes** to complete your assessment. Once you login it becomes mandatory to finish your exam within 1 hour 30 minutes from the time of login.
4. Sign in for the exam at least 5 minutes before the scheduled time.
5. After signing in, the Edlantic home page will appear.
6. Click on 'Exams'



7. The details of the scheduled test will be visible on the screen, click on 'View Test'
8. Read the instructions appearing on the screen carefully and then click 'Start Test' to begin attempting the paper.
9. One question will be appearing on the screen at a time.



10. Click on the option you want to choose and **click 'Save'**.

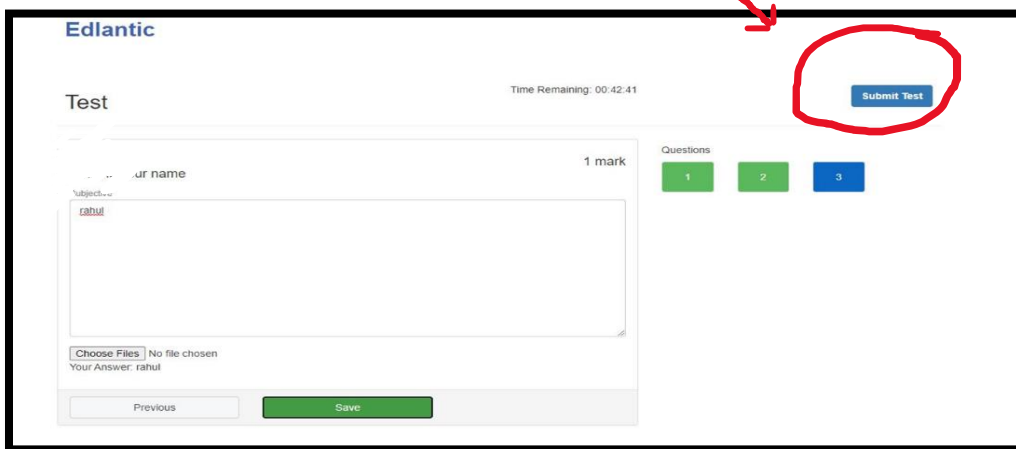
11. For **SUBJECTIVE QUESTIONS**, you are required to type your answer in the answer box. You may also be given the option of uploading the picture of your answer, in such cases write the answer neatly on a sheet along with your name and question number and upload it by clicking the option 'Choose Files'.

12. **Do save your answer before proceeding to the next question.**

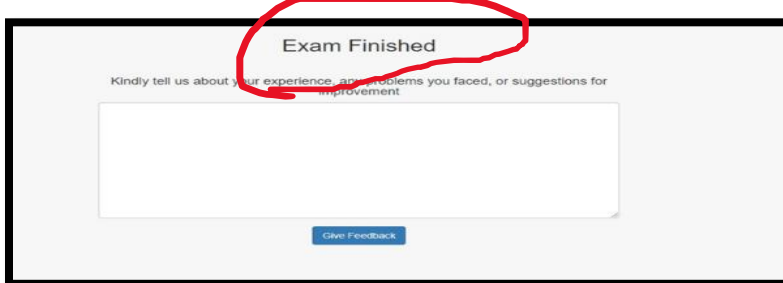
13. If you don't know the answer to a question, you can skip it and move to the next question, the skipped question can be attempted later within the time limit


14. You also have the option of changing your answers till you finally submit the test. Make sure that if you change your answer you have to **save it again** before submitting it.

15. After attempting the assessment **click on 'Submit Test'**.



16. The assessment will end at its scheduled time; make sure you submit the test before the timer ends.



 **NOTE** Revision tests for all the subjects will be posted on your Ids on **1st September 20**. You will be given access to attempt those from the date of posting till **10th September 2020**.